



Professional Polishing of Concrete & Stone



HAWK Orbitec Shown with Electroplated Plate and 3" Replaceable Diamond Resin Tool (Order Tools Separately)




Orbitec Top View Shows Replaceable Pedestal and Milled Steel Clutch Plate




The HAWK Orbitec Planetary Driver makes quick work of polishing large concrete and stone areas. Six independent sealed ball bearing pedestals spin 3" tools up to 400 RPM. Orbitec extends tool life through cool running. The counter-rotating heads work 60% faster than fixed tool drivers.

Engineered Design


- The Orbitec Driver mounts under most conventional design 1.5 HP floor machines, driving the Orbitec plate in a clockwise direction.
- The Orbitec mounting pedestals spin 3" diamond tools at 400 RPM in a counter-clockwise direction. This counter rotating operation spins diamond tools 60% faster than fixed mount drivers.
- The custom milled steel clutch plate provides easy on-and-off mounting on your floor machine
- Three plate sizes; 13", 17" and 20"
- The electroplated 1/2" thick steel drive plate is built with replaceable pedestal heads. Black electrostatic coating resists corrosion.
- These pedestals with are built with tool-holding hook facing, securely mounting round diamond tools with loop backing. Diamond tools are quickly changed without shop tools
- Add the optional dust ring and vacuum hose mounting kits to your HAWK floor machine for dust containment
- Add optional machine weights to your HAWK severe-duty floor machine for greater down pressure and faster floor prep results
- Replacement 3" pedestal with hardware #HP0017-HEAD3
- Order diamond tools separately



Purchase Grinding and Polishing Wheels Separately



Hook & Loop Mounting of Tools on Pedestals



Driver Rotates at 175 RPM
Tools Counter-Rotate at 400 RPM

Specifications

Model	13" Orbitec Tool Driver	17" Orbitec Tool Driver	20" Orbitec Tool Driver
Item#	HP0013	HP0017-3	HP0020-3
Plate	13"	17"	20"
Driver Diameter	12.5"	16.5"	19.5"
Machine Required	1.5 HP / 175 RPM Severe-Duty Floor Machine		
Machine RPM	165	165	165
Tool RPM	400	400	400
Weight	25 lbs.	46 lbs.	64 lbs.

Subject to Change Without Notice