



Stripping, Sanding, Carpet Care, Resurfacing



The Brute is built with severe-duty gear drive, a steel coupler and the 180-frame TEFC chrome motor.

Use the Brute in the harshest conditions - dust, moisture, chemicals, and for sanding, screening, stone and concrete work.

Power

- 1.5 HP, 180 frame, TEFC dual capacitor AC motor
- 115-230V, 60 Hz power
- 50 ft. 12-3 SJTOW industrial power cord with molded plug

Drive System

- Triple-planetary XHD 11:1 helical-cut industrial gears, case-hardened with steel coupler
- Gears drives brushes and pads at 165 RPM

Engineered Design

- All steel construction with welded, powder-coated frame
- One piece chrome, heavy-duty steel handle with variable position handle lock and vinyl grips
- Deluxe chrome finish
- 13", 15", 17" and 20" steel brush covers with full wraparound bumper
- Private branding - 7 color plus chrome brush covers
- Dual steel operating triggers
- Negative pressure on/off switch.
- Thumb-operated safety switch
- 1" x 5" non-marking ball bearing wheels
- Optional mounted weights provide extra down pressure for fastest results

Safety Features

- Quiet 66 dB operation. Meets GS42 standard.
- UL/CUL listed



Specifications

Model #	HP1513-180BRUTE	HP1515-180BRUTE	HP1517-180BRUTE	HP1520-180BRUTE
Part #	F0013-180CP	F0006-180CP	F0009-180CP	F0012-180CP
Machine Size	13 inch	15 inch	17 inch	20 inch
Pad Size	12 inch	14 inch	16 inch	19 inch
Pad Speed	165 RPM	165 RPM	165 RPM	165 RPM
Amp Draw	7.2 Amp	7.5 Amp	7.9 Amp	8.4 Amp
Machine Wt.	113 lbs.	117 lbs.	123 lbs.	125 lbs.

All Sizes

Motor	1.5 HP, 180 frame, TEFC dual capacitor AC motor
Power	115-230V, 60 Hz power
Power Cord	50 ft. 12-3 SJTOW industrial power cord w/molded plug
Drive System	Triple-planetary XHD 11:1 helical-cut industrial gears
dB Rating	66 dB - Meets GS42 standard



Add the 25 lb. Custom "U" Weights for Fast Results (not to exceed 75 lbs)



Optional 4 Gallon Solution Tank - 5 Stock Colors 4 Special Order Colors



Optional Dust Pickup System Vacuum Connection



1.5 HP, 180 Frame Motor Drives Powerful Tools

Subject to Change Without Notice



HAWK Brute Accessories



Dust Pickup System
for 180 Frame TE Motors
#HP0031-DC17-BRUTEKIT
#HP0031-DC20-BRUTEKIT



Splash Guard
#SPLASH13 - 13"
#SPLASH15 - 15"
#SPLASH17 - 17"
#SPLASH20 - 20"



Vacuum Assembly Kit
Dust Ring, Tank
Vacuum & Hardware
#TH1011-STD17 - 17"
#TH1011-STD20 - 20"



Hexagonal Weight
for Rotary Motor Mount
#HPA0028-10P - 10 lbs.
#HPA0028-25P - 25 lbs.



Weight Post Mount
for Hexagonal Weights
#HP0008-45BRUTE



(1) 25# Horseshoe Wt.
#HPA0032-1P
Mounting Pin Kit
#HPA0023
(Best when used with
11:1 XHD Gear Models)



20# Frame Weight
#HPA0032-2P



Power Lock Kit
Locks the Handle in the "UP" Position
#HP0005-BLACK



4 Gallon Solution Tank
5 Stock Colors
4 Special Order Colors
#A0001-4-Color



Frame Valve
for Solution Tank
#KIT2061



Stiff Poly Scrub Brush
For general scrubbing
#A0020 - 13"
#A0036 - 15"
#A0002 - 17"
#A0003 - 20"




Lite Grit Brush
Scrub with flexible blue 150 grit bristles
#A0018-1 - 13"
#A0038-1 - 15"
#A0008-1 - 17"
#A0009-1 - 20"



Grit Brush
Strip/Scrub With Stiff Black 80 Grit Bristles
#A0018 - 13"
#A0038 - 15"
#A0008 - 17"
#A0009 - 20"



Hawk Spin Safe Carpet Brush w/Adjustable S/S Glide Plate
Smooth Adjustable Plate Protects The Carpet
#A0013-17 - 17"
#A0013-20 - 20"




Tufted Pad Driver
3/4" Long Stiff Poly Bristles, 3/4" Riser
#1007 - 12"
#A0018-1 W/R - 13"
#A0010-4 - 17"
#A0011-3 - 20"



Premium Double Hook Pad Driver w/ Riser
#A0017 - 13"
#A0034 - 15"
#A0010 - 17"
#A0011 - 20"



Premium Sandpaper Driver
Plywood Block, Cushion Pad, 1" Riser
#A0014-HD - 17"
#A0014-1HD - 20"



Economy Sandpaper Driver
Molded plastic block, cushion pad, 1" riser
#A0014 - 17"
#A0014-1 - 20"




Surface Prep Scraper
(6) Tungsten Steel Blades, Steel Clutch Plate
#HP0035 - 13"
#HP0033 - 17"



Orbitec Diamond Driver
(6) Cups Hold 3" Diamond Tools, Steel Clutch Plate
#HP0018 - 13"
#HP0017-3 - 17"
#HP0020-3 - 20"



Tri-headed Orbitec Diamond Driver
6" And 8" Pads & Brushes, Steel Clutch Plate
#HP0015 - 16x6"
#HP0015-8 - 16x8"



Diamond Pad Driver
#A0017DPD - 13"
#A0034 - 15"
#A0010DPD - 17"
#A0011DPD - 20"



Weighted Diamond Pad Driver
Steel Block & Clutch Plate
#A0017WTPD - 12" (25#)
#A0010WTPD - 17" (46#)
#A0011WTPD - 20" (64#)



HAWK Claw Diamond Disc Driver
#CLAW13 - 13"
#CLAW15 - 15"
#CLAW17 - 17"
#CLAW20 - 20"

*Rotary brush blocks are 2" smaller than machine size. Rotary pad driver blocks are 1" smaller than machine size.
All have Universal clutch plate.