



Spotting, Tight Spaces, Baseboards, Stairs



The Talon Edger Floor Machine is designed to scrub built-up dirt in corners and on baseboards without bending and back-breaking effort. Scrub with pads or with optional bonnets or brushes. Includes the pad driver and an assorted pad startup kit.

Power

- 1/8 HP, DC motor
- 115V, 50/60 Hz power
- 50 ft. 16-3 SJT detachable power cord

Drive System

- Enclosed, durable gear belt drives brushes and pads at 500 RPM

Engineered Design

- 2 sizes - 6" and 8"
- Handle height adjusts from 47" to 52" with locking pin
- Rotational molded polyethylene housing
- The metal handle collapses over for easy transport and storage
- The brush drive is injection molded, reinforced resin with the unique Mag-Lok™ magnetic system to securely mount brushes and pad drivers without tools
- Optional bristle brushes, pads and bonnets driver

Safety Features


- Built with UL approved components



Red Scrub
6" AS009-CS
8" AS009-8CS



White Polish
6" AS011-CS
8" AS011-8CS



Black Strip
6" AS010-CS
8" AS010-8CS



Pad Driver (1)
6" AS003-6
8" AS003-8




Nylon (1)
6" AS005-6
8" AS005-8



Grit (1)
6" AS006-6
8" AS006-8



Nylon Edger (1)
6" AS002-6
8" AS002-8



Grit Edger(1)
6" AS001-6
8" AS001-8



Bonnet (6)
6" AS008-6
8" AS008-8



ELKHART, IN




ENGINEERING


Specifications

Model #	Talon-6	Talon-8
Part #	F0036-115-BLK	F0036-116-8BLK
Motor	1/8 HP, 115V DC	1/8 HP, 115V DC
Power	115V, 60 Hz	115V, 60 Hz
Power Cord	50 ft. 16-3 SJT	50 ft. 16-3 SJT
Brush Size	6"	8"
Brush Speed	500 RPM	500 RPM
Brush Mount	Mag-Lok™	Mag-Lok™
Amp Draw	1.1 Amp	1.1 Amp
Handle	Adjustable 47" to 52" with locking pin	
Housing	Molded high density plastic	
Size	6"x11"x47" Adjustable to 52"	8"x11"x47" Adjustable to 52"

Subject to Change Without Notice



Talon Scrubs in
Tight Spaces



Mag-Lok™ 3 Steel Drive
Pins Mount Brushes
& Pad Driver



Adjustable Handle Height
Locks to Position



Talon Tools
Strip, Scrub & Polish