



Stripping, Scrubbing, Resurfacing

Merlin takes advantage of innovative engineering and modern design to set new records in production and user safety. Our unique "Floating Head" handle carriage design provides 100% contact with the floor and steers the Glide in forward-and-backward movement - unlike the side-to-side movements of traditional rotary machines.

Power

- 1.5 HP, 180 frame, TEFC dual capacitor AC motor
- 115-230V, 60 Hz power
- 50 ft. 2-pc. 12-3 SJTOW industrial power cord

Drive System

- Triple-planetary XHD 11:1 helical-cut industrial gears, case hardened with steel coupler
- Gears drive brushes and pads at 165 RPM

Engineered Design

- WD™ Wheels Down handle disassembles in 60 seconds without tools, for transport and storage
- All steel construction with welded "Floating Head" frame
- Heavy duty powder-coated steel handle with 5-position pin lock
- The heavy duty motor guard mounts on the motor to protect from impact damage
- 17" and 20" steel brush covers with full wraparound bumper
- Private branding - 7 color plus chrome brush covers
- Thumb-operated safety switch. Dual steel operating triggers.
- Negative pressure on/off switch
- 2" x 8" non-marking load bearing, ball bearing wheels
- Includes 80 lb. weight set
- Increase productivity with the optional solution tanks

Safety Features

- Quiet 66 dB operation. Meets GS42 standard.
- UL/CUL listed



(4) 20# Weights Included




Specifications

Model #	HP1517-180-MER	HP1520-180-MER
Part #	F0040-17 -1.5TE	F0040-20-1.5TE
Machine Size	17"	20"
Pad Size	16"	19"
Rotary Brush Size	15"	18"
Pad Speed	165 RPM	165 RPM
Amp Draw	7.9 Amp	8.5 Amp
Machine Weight w/ 80# Weight Set	200 lbs.	210 lbs.

All Sizes

Motor	1.5 HP, 180 frame, TEFC dual capacitor AC motor
Drive System	Triple-Planetary XHD 11:1 helical cut industrial gears
Power	115-230V, 60 Hz power
Power Cord	50 ft. 2-pc. 12-3 SJTOW industrial power cord
dB Rating	66 dB - Meets GS42 standard

Subject to Change Without Notice



5-Position Pin Lock Handle All Steel Construction



80 lb. Weights Mounts on Apron with Locking Pins



Power for Optional Grinder and Scraper Tools



Floating Head Frame



HAWK Merlin TEXHD Accessories



**Floating Head Machine
Dust Pickup Systems**
#HP0031-DC17-GLIDE
#HP0031-DC20-GLIDE



Splash Guard
#SPLASH17-WD -17"
#SPLASH20-WD - 20"



**4.5 Gallon
Solution Tank**
#SME-0193-INATASSY



Private Brand Machines
8 Stock Colors
Plus Chrome



Stiff Poly Scrub Brush
For general scrubbing
#A0002 - 17"
#A0003 - 20"




Lite Grit Brush
Scrub with flexible
blue 150 grit bristles
#A0008-1 - 17"
#A0009-1 - 20"



Grit Brush
Strip/scrub with stiff
black 80 grit bristles
#A0008 - 17"
#A0009 - 20"




**Hawk Spin Safe Carpet
Brush w/Adjustable
S/S Glide Plate**
Smooth adjustable plate
protects the carpet
#A0013-17 - 17"
#A0013-20 - 20"



Tufted Pad Driver
3/4" long stiff poly
bristles, 3/4" riser
#A0010-4 - 17"
#A0011-3 - 20"



**Premium Double Hook
Pad Driver w/ Riser**
#A0010 - 17"
#A0011 - 20"




**Red Buffing Pad
(5 Pack)**
#A0026-17R-CS- 17"
#A0026-20R-CS- 20"




**Black Stripping Pad
(5 Pack)**
#A0026-17BK-CS- 17"
#A0026-20BK-CS- 20"



**Pad Centering
Clamp**
Pad mount - 2 piece
design
#KIT2013 - Screw Lock
#KIT2014 - Spring Lock



**Premium Sandpaper
Driver**
Plywood block,
cushion pad, 1" riser
#A0014-HD - 17"
#A0014-1HD - 20"



**Economy Sandpaper
Driver**
Molded plastic block,
cushion pad, 1" riser
#A0014 - 17"
#A0014-1 - 20"




Surface Prep Scraper
(6) Tungsten steel blades,
steel clutch plate.
#HP0033 - 17"
#HP0034 - 20"



Orbitec Diamond Driver
(6) cups hold 3" diamond
tools, steel clutch plate
#HP0017-3 - 17"
#HP0020-3 - 20"




**Tri-Headed Orbitec
Diamond Driver**
6" and 8" pads and
brushes, steel clutch plate
#HP0015 - 16x6"
#HP0015-8 - 16x8"



Diamond Pad Driver
#A0010DPD - 17"
#A0011DPD - 20"



**Weighted Diamond
Pad Driver**
Steel block & clutch plate
#A0010WTDPD - 17" (46#)
#A0011WTDPD - 20" (64#)



**HAWK Claw
Diamond Disc Driver**
#CLAW17 - 17"
#CLAW20 - 20"



Transport Cart
#HP0070

*Rotary brush blocks are 2" smaller than machine size. Rotary pad driver blocks are 1" smaller than machine size.
All have Universal clutch plate.