



Stripping, Sanding, Carpet Care, Resurfacing



The TEXHD is built with the severe duty helical-cut gear drive, steel coupler, and a 180 frame TEFC black motor.

Use the TEXHD in the harshest conditions - dust, moisture, chemicals, and for sanding, screening, stone, and concrete work.

Power

- 1.5 HP, 180 frame, TEFC dual capacitor AC motor
- 115-230V, 60 Hz power
- 50 ft. 12-3 SJTOW industrial power cord with molded plug

Drive System

- Triple-planetary XHD 11:1 helical-cut industrial gears, case hardened with steel coupler
- Gears drive brushes and pads at 165 RPM

Engineered Design

- All steel construction with welded, powder-coated frame
- One piece chrome, heavy-duty steel handle with variable position lock and vinyl grips
- 13", 15", 17" and 20" steel brush covers with full wraparound bumper
- Private branding - 7 color plus chrome brush covers
- Dual steel operating triggers
- Negative pressure on/off switch
- Thumb-operated safety switch
- 1" x 5" non-marking ball bearing wheels
- Optional 4 gallon solution tank

Safety Features

- Quiet 66 dB operation. Meets GS42 standard.
- UL/CUL listed



Specifications

Model #	HP1513-180TEXHD	HP1515-180TEXHD	HP1517-180TEXHD	HP1520-180TEXHD
Part Number	F0013-180	F0006-180	F0009-180	F0012-180
Machine Size	13 inch	15 inch	17 inch	20 inch
Pad Size	12 inch	14 inch	16 inch	19 inch
Pad Speed	165 RPM	165 RPM	165 RPM	165 RPM
Amp Draw	7.2 Amp	7.5 Amp	7.9 Amp	8.4 Amp
Machine Wt.	113 lbs.	117 lbs.	123 lbs.	125 lbs.

All Sizes

Motor	1.5 HP, 180 frame, TEFC dual capacitor AC motor
Power	115-230V, 60 Hz power
Power Cord	50 ft. 12-3 SJTOW industrial power cord w/molded plug
Drive System	Triple-planetary XHD 11:1 helical-cut industrial gears
dB Rating	66 dB - Meets GS42 standard

Subject to Change Without Notice



Dust Pickup System with Vacuum Connection Option



Add the 25 lb. Custom "U" Weights for Fast Results (not to exceed 75 lbs)



7 Private Brand Colors Plus Chrome



Power for Optional Grinder and Scraper Tools



HAWK TEXHD Floor Machine Accessories




Dust Pickup System
for 180 Frame TE Motors
#HP0031-DC17-BRUTEKIT
#HP0031-DC20-BRUTEKIT



Splash Guard
#SPLASH13 - 13"
#SPLASH15 - 15"
#SPLASH17 - 17"
#SPLASH20 - 20"



Vacuum Assembly Kit
Dust Ring, Tank
Vacuum & Hardware
#TH1011-STD17 - 17"
#TH1011-STD20 - 20"



Hexagonal Weight
for Rotary Motor Mount
#HPA0028-10P - 10 lbs.
#HPA0028-25P - 25 lbs.



Weight Post Mount
for Hexagonal Weights
#HP0008-45BRUTE



(1) 25# Horseshoe Wt.
#HPA0032-1P
Mounting Pin Kit
#HP0023
(Best when used with
11:1 XHD Gear Models)



20# Frame Weight
#HPA0032-2P



Power Lock Kit
Locks the Handle
in the "UP" Position
#HP0005-BLACK



4 Gallon Solution Tank
5 Stock Colors
4 Special Order Colors
#A0001-4-Color



Frame Valve
for Solution Tank
#KIT2061



Stiff Poly Scrub Brush
For General Scrubbing
#A0020 - 13"
#A0036 - 15"
#A0002 - 17"
#A0003 - 20"




Lite Grit Brush
Scrub With Flexible
Blue 150 Grit Bristles
#A0018-1 - 13"
#A0038-1 - 15"
#A0008-1 - 17"
#A0009-1 - 20"



Grit Brush
Strip/scrub With Stiff
Black 80 Grit Bristles
#A0018 - 13"
#A0038 - 15"
#A0008 - 17"
#A0009 - 20"



**Hawk Spin Safe Carpet
Brush w/Adjustable
S/S Glide Plate**
Smooth Adjustable Plate
Protects The Carpet
#A0013-17 - 17"
#A0013-20 - 20"



Tufted Pad Driver
3/4" Long Stiff Poly
Bristles.
3/4" Riser
#A0010-4 - 17"
#A0011-3 - 20"



**Premium Double Hook
Pad Driver w/ Riser**
#A0017 - 13"
#A0034 - 15"
#A0010 - 17"
#A0011 - 20"



**Premium Sandpaper
Driver**
Plywood Block, Cushion
Pad, 1" Riser
#A0014-HD - 17"
#A0014-1HD - 20"



**Economy Sandpaper
Driver**
Molded Plastic Block,
Cushion Pad, 1" Riser
#A0014 - 17"
#A0014-1 - 20"




Surface Prep Scraper
(6) Tungsten Steel
Blades, Steel
Clutch Plate
#HP0035 - 13"
#HP0033 - 17"



Orbitec Diamond Driver
(6) Cups Hold 3" Diamond
Tools, Steel Clutch Plate
#HP0018 - 13"
#HP0017-3 - 17"
#HP0020-3 - 20"



**Tri-Headed Orbitec
Diamond Driver**
6" And 8" Pads And
Brushes, Steel Clutch Plate
#HP0015 - 16x6"
#HP0015-8 - 16x8"



Diamond Pad Driver
#A0017DPD - 13"
#A0034 - 15"
#A0010DPD - 17"
#A0011DPD - 20"



**Weighted Diamond
Pad Driver**
Steel Block & Clutch Plate
#A0017WTDPD - 12" (25#)
#A0010WTDPD - 17" (46#)
#A0011WTDPD - 20" (64#)



**HAWK Claw
Diamond Disc Driver**
#CLAW13 - 13"
#CLAW15 - 15"
#CLAW17 - 17"
#CLAW20 - 20"

*Rotary brush blocks are 2" smaller than machine size. Rotary pad driver blocks are 1" smaller than machine size.
All have Universal clutch plate.